



African Health OER Network

Impact Study - Annexure

June 2012



1. I am:

		Response Percent	Response Count
Student		10.2%	5
Faculty staff		71.4%	35
Other		18.4%	9
answered question			49
skipped question			3

2. If other, please specify

	Response Count
	12
answered question	12
skipped question	40

3. If staff, what is your position?

	Response Count
	38
answered question	38
skipped question	14

4. Department/Faculty



	Response Count
	44
answered question	44
skipped question	8



5. Institution





	Response Count
	52
answered question	52
skipped question	0



6. Country


	Response Percent	Response Count
Afghanistan	0.0%	0
Aland Islands	0.0%	0
Albania	0.0%	0
Algeria	0.0%	0
American Samoa	0.0%	0
Andorra	0.0%	0
Angola	0.0%	0
Anguilla	0.0%	0
Antarctica	0.0%	0
Antigua and Barbuda	0.0%	0
Argentina	0.0%	0
Armenia	0.0%	0
Aruba	0.0%	0
Ascension Island	0.0%	0
Australia	0.0%	0
Austria	0.0%	0
Azerbaijan	0.0%	0
Bahamas	0.0%	0
Bahrain	0.0%	0
Bangladesh	0.0%	0
Barbados	0.0%	0
Belarus	0.0%	0
Belgium	0.0%	0
Belize	0.0%	0
Benin	0.0%	0




Bermuda		0.0%	0
Bhutan		0.0%	0
Bolivia		0.0%	0
Bosnia and Herzegovina		0.0%	0
Botswana		0.0%	0
Bouvet Island		0.0%	0
Brazil		0.0%	0
British Indian Ocean Territory		0.0%	0
Brunei Darussalam		0.0%	0
Bulgaria		0.0%	0
Burkina Faso		0.0%	0
Burundi		1.9%	1
Cambodia		0.0%	0
Cameroon		0.0%	0
Canada		1.9%	1
Cape Verde		0.0%	0
Cayman Islands		0.0%	0
Central African Republic		0.0%	0
Chad		0.0%	0
Chile		0.0%	0
China		0.0%	0
Christmas Island		0.0%	0
Cocos (Keeling) Islands		0.0%	0
Colombia		0.0%	0
Comoros		0.0%	0
Congo, Republic of		0.0%	0
Congo, The Democratic Republic of the		0.0%	0



Cook Islands		0.0%	0
Costa Rica		0.0%	0
Cote d'Ivoire		0.0%	0
Croatia/Hrvatska		0.0%	0
Cuba		0.0%	0
Cyprus		0.0%	0
Czech Republic		0.0%	0
Denmark		1.9%	1
Djibouti		0.0%	0
Dominica		0.0%	0
Dominican Republic		0.0%	0
East Timor		0.0%	0
Ecuador		0.0%	0
Egypt		0.0%	0
El Salvador		0.0%	0
Equatorial Guinea		0.0%	0
Eritrea		0.0%	0
Estonia		0.0%	0
Ethiopia		1.9%	1
European Union		0.0%	0
Falkland Islands (Malvinas)		0.0%	0
Faroe Islands		0.0%	0
Fiji		0.0%	0
Finland		0.0%	0
France		0.0%	0
French Guiana		0.0%	0
French Polynesia		0.0%	0





French Southern Territories		0.0%	0
Gabon		0.0%	0
Gambia		1.9%	1
Georgia		0.0%	0
Germany		0.0%	0
Ghana		17.3%	9
Gibraltar		0.0%	0
Greece		0.0%	0
Greenland		0.0%	0
Grenada		0.0%	0
Guadeloupe		0.0%	0
Guam		0.0%	0
Guatemala		0.0%	0
Guernsey		0.0%	0
Guinea		0.0%	0
Guinea-Bissau		0.0%	0
Guyana		1.9%	1
Haiti		0.0%	0
Heard and McDonald Islands		0.0%	0
Holy See (Vatican City State)		0.0%	0
Honduras		0.0%	0
Hong Kong		0.0%	0
Hungary		0.0%	0
Iceland		0.0%	0
India		3.8%	2
Indonesia		0.0%	0
Iran, Islamic Republic of		0.0%	0
Iraq		0.0%	0


Ireland		0.0%	0
Isle of Man		0.0%	0
Israel		1.9%	1
Italy		0.0%	0
Jamaica		0.0%	0
Japan		0.0%	0
Jersey		0.0%	0
Jordan		0.0%	0
Kazakhstan		0.0%	0
Kenya		5.8%	3
Kiribati		0.0%	0
Korea, Democratic People's Republic		0.0%	0
Korea, Republic of		0.0%	0
Kuwait		0.0%	0
Kyrgyzstan		0.0%	0
Lao People's Democratic Republic		0.0%	0
Latvia		0.0%	0
Lebanon		0.0%	0
Lesotho		0.0%	0
Liberia		0.0%	0
Libyan Arab Jamahiriya		0.0%	0
Liechtenstein		0.0%	0
Lithuania		0.0%	0
Luxembourg		0.0%	0
Macao		0.0%	0
Macedonia, The Former Yugoslav Republic of		0.0%	0

Madagascar		0.0%	0
Malawi		3.8%	2
Malaysia		0.0%	0
Maldives		0.0%	0
Mali		0.0%	0
Malta		0.0%	0
Marshall Islands		0.0%	0
Martinique		0.0%	0
Mauritania		0.0%	0
Mauritius		0.0%	0
Mayotte		0.0%	0
Mexico		0.0%	0
Micronesia, Federated States of		0.0%	0
Moldova, Republic of		0.0%	0
Monaco		0.0%	0
Mongolia		0.0%	0
Montenegro		0.0%	0
Montserrat		0.0%	0
Morocco		0.0%	0
Mozambique		0.0%	0
Myanmar		0.0%	0
Namibia		0.0%	0
Nauru		0.0%	0
Nepal		0.0%	0
Netherlands		0.0%	0
Netherlands Antilles		0.0%	0
New Caledonia		0.0%	0



New Zealand		1.9%	1
Nicaragua		0.0%	0
Niger		0.0%	0
Nigeria		3.8%	2
Niue		0.0%	0
Norfolk Island		0.0%	0
Northern Mariana Islands		0.0%	0
Norway		0.0%	0
Oman		0.0%	0
Pakistan		0.0%	0
Palau		0.0%	0
Palestinian Territory, Occupied		0.0%	0
Panama		0.0%	0
Papua New Guinea		0.0%	0
Paraguay		0.0%	0
Peru		0.0%	0
Philippines		1.9%	1
Pitcairn Island		0.0%	0
Poland		0.0%	0
Portugal		0.0%	0
Puerto Rico		0.0%	0
Qatar		0.0%	0
Reunion Island		0.0%	0
Romania		0.0%	0
Russian Federation		0.0%	0
Rwanda		0.0%	0
Saint Helena		0.0%	0
Saint Kitts and Nevis		0.0%	0

Saint Lucia		0.0%	0
Saint Pierre and Miquelon		0.0%	0
Saint Vincent and the Grenadines		0.0%	0
Samoa		0.0%	0
San Marino		0.0%	0
Sao Tome and Principe		0.0%	0
Saudi Arabia		0.0%	0
Senegal		0.0%	0
Serbia		0.0%	0
Seychelles		0.0%	0
Sierra Leone		0.0%	0
Singapore		0.0%	0
Slovak Republic		0.0%	0
Slovenia		0.0%	0
Solomon Islands		0.0%	0
Somalia		0.0%	0
South Africa		34.6%	18
South Georgia and the South Sandwich Islands		0.0%	0
Soviet Union		0.0%	0
Spain		0.0%	0
Sri Lanka		0.0%	0
Sudan		3.8%	2
Suriname		0.0%	0
Svalbard and Jan Mayen Islands		0.0%	0
Swaziland		0.0%	0
Sweden		0.0%	0



Switzerland		1.9%	1
Syrian Arab Republic		0.0%	0
Taiwan		0.0%	0
Tajikistan		0.0%	0
Tanzania		1.9%	1
Thailand		0.0%	0
Timor-Leste		0.0%	0
Togo		0.0%	0
Tokelau		0.0%	0
Tonga		0.0%	0
Trinidad and Tobago		0.0%	0
Tunisia		0.0%	0
Turkey		0.0%	0
Turkmenistan		0.0%	0
Turks and Caicos Islands		0.0%	0
Tuvalu		0.0%	0
Uganda		1.9%	1
Ukraine		0.0%	0
United Arab Emirates		1.9%	1
United Kingdom		0.0%	0
United Kingdom		0.0%	0
United States		0.0%	0
United States Minor Outlying Islands		0.0%	0
Uruguay		0.0%	0
Uzbekistan		0.0%	0
Vanuatu		0.0%	0
Venezuela		0.0%	0

Vietnam		0.0%	0
Virgin Islands, British		0.0%	0
Virgin Islands, U.S.		0.0%	0
Wallis and Futuna Islands		0.0%	0
Western Sahara		0.0%	0
Yemen		0.0%	0
Yugoslavia		0.0%	0
Zambia		0.0%	0
Zimbabwe		1.9%	1
		answered question	52
		skipped question	0




7. Are you aware of the concept of Open Educational Resources (OER)?

		Response Percent	Response Count
Yes		70.8%	34
No		29.2%	14
		answered question	48
		skipped question	4

8. Are you aware of the African Health OER Network?

		Response Percent	Response Count
Yes		64.6%	31
No		35.4%	17
		answered question	48
		skipped question	4



9. If 'Yes', how long have you been aware of the Network?

		Response Percent	Response Count
Less than 6 months		30.0%	9
6 months to 1 year		26.7%	8
1-3 years		43.3%	13
answered question			30
skipped question			22




10. How did you find or come across the African Health OER Network website - <http://www.oerafrica.org/healthoer>?

	Yes	No	Response Count
Search Engines (Google, Yahoo, Bing)	50.0% (11)	50.0% (11)	22
Institutional website	47.4% (9)	52.6% (10)	19
Online repositories (e.g. JORUM, OER Commons, OCWC, Globe)	26.7% (4)	73.3% (11)	15
Newsletters and other publications	72.2% (13)	27.8% (5)	18
Social networking sites (YouTube, Facebook, Twitter)	14.3% (2)	85.7% (12)	14
Word of mouth	61.1% (11)	38.9% (7)	18
		Other (please specify)	13
answered question			33
skipped question			19



11. Are you a first time visitor to the website?

		Response Percent	Response Count
Yes		41.7%	20
No		58.3%	28
answered question			48
skipped question			4

12. If 'No', how many times have you returned to this website?

		Response Percent	Response Count
Frequently		15.4%	4
Sometimes		38.5%	10
Occasionally		46.2%	12
answered question			26
skipped question			26

13. Have you found relevant/useful resources on this website?

		Response Percent	Response Count
Yes		62.9%	22
No		37.1%	13
answered question			35
skipped question			17




14. If 'Yes', please indicate the types of resources you have used. Select more than one option if applicable.

	Yes	No	Response Count
Lecture presentations	92.9% (13)	7.1% (1)	14
Videos/Short video examples	80.0% (12)	20.0% (3)	15
Teaching case studies/Lab exercises	83.3% (10)	16.7% (2)	12
Textbooks/Learning guides	81.8% (9)	18.2% (2)	11
Data sets for analysis	50.0% (4)	50.0% (4)	8
Teacher notes	75.0% (9)	25.0% (3)	12
Research articles	80.0% (12)	20.0% (3)	15
		Other (please specify)	2
		answered question	22
		skipped question	30



15. Please give a brief explanation of how you have used these materials or resources.

	Response Count
	35
answered question	35
skipped question	17





16. Would you recommend this website to your colleagues or peers?

		Response Percent	Response Count
Very unlikely		11.4%	4
Somewhat unlikely		8.6%	3
Very likely		80.0%	28
answered question			35
skipped question			17



17. Are you subscribed to the African Health OER Network newsletter?

		Response Percent	Response Count
Yes		45.7%	16
No		54.3%	19
answered question			35
skipped question			17

18. If 'Yes', how useful is this newsletter?

		Response Percent	Response Count
Not useful		10.0%	2
Fairly useful		30.0%	6
Useful		35.0%	7
Very useful		25.0%	5
answered question			20
skipped question			32



19. If No, would you like to subscribe?

		Response Percent	Response Count
Yes		71.4%	15
No		28.6%	6
answered question			21
skipped question			31

20. Please provide your email address if you want to subscribe.

	Response Count
	18
answered question	18
skipped question	34

21. Do you access other Health OER websites?

		Response Percent	Response Count
Yes		37.5%	12
No		62.5%	20
answered question			32
skipped question			20

22. If 'Yes', please specify the source

	Yes	No	Response Count
UCT OpenContent - http://opencontent.uct.ac.za/	42.9% (3)	57.1% (4)	7
Open.Michigan - http://open.umich.edu/	66.7% (8)	33.3% (4)	12
KNUST OER- http://oer.knust.edu.gh	50.0% (4)	50.0% (4)	8
UWC Free Courseware - http://freecourseware.uwc.ac.za/	62.5% (5)	37.5% (3)	8
OpenCourseWare Consortium (OCWC) - http://www.ocwconsortium.org/	66.7% (6)	33.3% (3)	9
MERLOT - http://www.merlot.org/	44.4% (4)	55.6% (5)	9
		answered question	14
		skipped question	38

23. Do you have any other comments on the African Health OER Network?

	Response Count
	15
answered question	15
skipped question	37

1. Institution

	Response Count
	28
answered question	28
skipped question	0



2. Position

	Response Count
	28
answered question	28
skipped question	0




3. Department/Faculty

	Response Count
	28
answered question	28
skipped question	0



4. Are you aware of the concept of Open Educational Resources (OER)?

		Response Percent	Response Count
Yes		82.1%	23
No		17.9%	5
answered question			28
skipped question			0

5. [Q4]If 'Yes', when did you first come into contact with the concept of Open Educational Resources (OER)?

		Response Percent	Response Count
Less than 6 months ago		30.4%	7
6 months to 3 years ago		43.5%	10
More than 3 years ago		26.1%	6
answered question			23
skipped question			5



6. Were you aware of the African Health OER Network prior to receiving this questionnaire?

		Response Percent	Response Count
Yes		50.0%	14
No		50.0%	14
answered question			28
skipped question			0

7. If 'Yes', have you attended any of the following OER events/sessions organised as part of Network activities?

	Yes	No	Response Count
Presentations on OER	41.2% (7)	58.8% (10)	17
Demonstrations of OER	18.8% (3)	81.3% (13)	16
OER Training workshops	0.0% (0)	100.0% (14)	14
Advocacy workshops	0.0% (0)	100.0% (14)	14
		Other (please specify)	0
			answered question
			18
			skipped question
			10




8. Have you used OER developed by colleagues in your institution?

		Response Percent	Response Count
Yes		33.3%	9
No		66.7%	18
			answered question
			27
			skipped question
			1

9. If 'Yes', please describe briefly how OER are being used in your courses/ programmes.

	Response Count
	8
answered question	8
skipped question	20



10. Have you used OER developed by other institutions?

		Response Percent	Response Count
Yes		22.2%	6
No		59.3%	16
Not sure		18.5%	5
answered question			27
skipped question			1

11. If 'Yes', please specify:

	Response Count
	5
answered question	5
skipped question	23



12. Have you volunteered to review submitted OER content?

		Response Percent	Response Count
Yes		7.4%	2
No		92.6%	25
answered question			27
skipped question			1



13. If 'Yes', please specify:

	Response Count
	2
answered question	2
skipped question	26

14. Are you aware of the African Health OER Network website <http://www.oerafrica.org/healthoer?>

		Response Percent	Response Count
Yes		40.0%	8
No		60.0%	12
	answered question		20
	skipped question		8

15. If 'Yes', how long have you been aware of the Network website?

		Response Percent	Response Count
Less than 6 months		75.0%	6
6 months to 1 year		25.0%	2
1-3 years		0.0%	0
	answered question		8
	skipped question		20



16. How did you find or come across this website?

	Yes	No	Response Count
Search Engines (Google, Yahoo, Bing)	15.4% (2)	84.6% (11)	13
Institutional website	42.9% (6)	57.1% (8)	14
Online repositories (e.g. JORUM, OER Commons, OCWC, Globe)	0.0% (0)	100.0% (12)	12
Newsletters and other publications	0.0% (0)	100.0% (12)	12
Social networking sites (YouTube, Facebook, Twitter)	7.7% (1)	92.3% (12)	13
Faculty staff or students	31.3% (5)	68.8% (11)	16
		answered question	18
		skipped question	10

17. How often have you visited this website?

		Response Percent	Response Count
Once		55.6%	5
Occasionally		44.4%	4
Sometimes		0.0%	0
Frequently		0.0%	0
		answered question	9
		skipped question	19

18. Have you found relevant/useful resources on this website?

		Response Percent	Response Count
Yes		33.3%	6
No		66.7%	12
answered question			18
skipped question			10





19. If 'Yes', please indicate the types of resources you have used. Select more than one option if applicable.

	Yes	No	Response Count
Lecture presentations	25.0% (2)	75.0% (6)	8
Videos/Short video examples	28.6% (2)	71.4% (5)	7
Teaching case studies/Lab exercises	16.7% (1)	83.3% (5)	6
Textbooks/Learning guides	0.0% (0)	100.0% (6)	6
Data sets for analysis	0.0% (0)	100.0% (6)	6
Teacher notes	16.7% (1)	83.3% (5)	6
Research articles	16.7% (1)	83.3% (5)	6
		Other (please specify)	1
answered question			8
skipped question			20


20. Please specify how you have used these resources

	Response Count
	2
answered question	2
skipped question	26

21. How likely are you to recommend our website to others?

	Response Percent	Response Count
Very unlikely 	16.7%	3
Somewhat unlikely 	11.1%	2
Somewhat likely 	44.4%	8
Very likely 	27.8%	5
answered question		18
skipped question		10

22. Are you subscribed to the African Health OER Network newsletter?

	Response Percent	Response Count
Yes	0.0%	0
No 	100.0%	20
answered question		20
skipped question		8

23. If 'Yes', how useful is this newsletter?

		Response Percent	Response Count
Very useful		0.0%	0
Useful		0.0%	0
Fairly useful		50.0%	1
Not useful		50.0%	1
answered question			2
skipped question			26



24. If No, would you like to subscribe?

		Response Percent	Response Count
Yes		68.4%	13
No		31.6%	6
answered question			19
skipped question			9

25. Please provide your email address if you want to subscribe.

	Response Count
	15
answered question	15
skipped question	13

26. Do you access other Health OER websites?

		Response Percent	Response Count
Yes		45.0%	9
No		55.0%	11
answered question			20
skipped question			8

27. If ?Yes?, please specify the source

	Yes	No	Response Count
UCT OpenContent - http://opencontent.uct.ac.za/	83.3% (5)	16.7% (1)	6
Open.Michigan - http://open.umich.edu/	37.5% (3)	62.5% (5)	8
KNUST OER- http://oer.knust.edu.gh	28.6% (2)	71.4% (5)	7
UWC Free Courseware - http://freecourseware.uwc.ac.za/	0.0% (0)	100.0% (5)	5
MedEdPortal – https://www.mededportal.org/	100.0% (1)	0.0% (0)	1
OpenCourseWare Consortium (OCWC) - http://www.ocwconsortium.org/	0.0% (0)	100.0% (5)	5
MERLOT - http://www.merlot.org/	16.7% (1)	83.3% (5)	6
answered question			10
skipped question			18

28. Do you wish to make any other comments on the African Health OER Network?

	Response Count
	2
answered question	2
skipped question	26

1. Institution

Response
Count

369

answered question 369

skipped question 0

2. Programme of Study

Response
Count

369

answered question 369

skipped question 0

3. Year of Study



Response
Count

369



answered question 369

skipped question 0




4. Are you aware of the concept of Open Educational Resources (OER)?

		Response Percent	Response Count
Yes		61.1%	214
No		38.9%	136
answered question			350
skipped question			19



5. Are you aware of the African Health OER Network?

		Response Percent	Response Count
Yes		19.4%	68
No		80.6%	282
answered question			350
skipped question			19

6. If 'Yes', how long have you been aware of the Network?

		Response Percent	Response Count
Less than 6 months		63.9%	46
6 months to 1 year		29.2%	21
1-3 years		6.9%	5
answered question			72
skipped question			297




7. Have you used any OER materials (provided on CD, or from a website) produced by academics in your own university?

		Response Percent	Response Count
Yes		48.6%	170
No		51.4%	180
answered question			350
skipped question			19

8. If 'Yes', please specify which and describe briefly how you have used these materials

	Response Count
	155
answered question	155
skipped question	214

9. Have you used OER materials produced by any other university?

		Response Percent	Response Count
Yes		16.6%	58
No		76.0%	266
Not sure		7.4%	26
answered question			350
skipped question			19



10. If 'Yes', please specify the source

	Yes	No	Response Count
UCT OpenContent - http://opencontent.uct.ac.za/	38.5% (5)	61.5% (8)	13
Open.Michigan - http://open.umich.edu/	52.9% (9)	47.1% (8)	17
KNUST OER- http://oer.knust.edu.gh	79.5% (31)	20.5% (8)	39
UWC Free Courseware - http://freecourseware.uwc.ac.za/	27.3% (3)	72.7% (8)	11
OpenCourseWare Consortium (OCWC) - http://www.ocwconsortium.org/	0.0% (0)	100.0% (8)	8
MERLOT - http://www.merlot.org/	0.0% (0)	100.0% (8)	8
		answered question	53
		skipped question	316




11. Some universities have involved students in the production of OER. If you are one these, please provide detail below.

	Response Count
	11
answered question	11
skipped question	358

**12. Are you aware of the African Health OER Network website
<http://www.oerafrica.org/healthoer?>**

		Response Percent	Response Count
Yes		13.2%	43
No		86.8%	283
		answered question	326
		skipped question	43

13. If 'Yes', how long have you been aware of this website?

		Response Percent	Response Count
Less than 6 months		59.0%	23
6 months to 1 year		35.9%	14
1-3 years		5.1%	2
		answered question	39
		skipped question	330



14. How did you find or come across this website?

	Yes	No	Response Count
Search Engines (Google, Yahoo, Bing)	34.6% (18)	65.4% (34)	52
Institutional website	43.1% (22)	56.9% (29)	51
Online repositories (e.g. JORUM, OER Commons, OCWC, Globe)	8.6% (3)	91.4% (32)	35
Newsletters and other publications	3.1% (1)	96.9% (31)	32
Social networking sites (YouTube, Facebook, Twitter)	37.3% (19)	62.7% (32)	51
Faculty staff or students	72.2% (65)	27.8% (25)	90
		Other (please specify)	4
		answered question	131
		skipped question	238

15. How often have you visited this website?

	Once	Occasionally	Sometimes	Frequently	Response Count
Yes	46.0% (40)	34.5% (30)	9.2% (8)	10.3% (9)	87
No	95.2% (40)	0.0% (0)	0.0% (0)	4.8% (2)	42
				answered question	127
				skipped question	242

16. Have you found relevant/useful resources on this website?

		Response Percent	Response Count
Yes		60.5%	78
No		39.5%	51
answered question			129
skipped question			240




17. If 'Yes', please indicate the types of resources you have used. Select more than one option if applicable.

	Yes	No	Response Count
Lecture presentations	78.9% (30)	21.1% (8)	38
Videos/Short video examples	84.7% (50)	15.3% (9)	59
Teaching case studies/Lab exercises	77.3% (34)	22.7% (10)	44
Textbooks/Learning guides	59.1% (13)	40.9% (9)	22
Data sets for analysis	35.7% (5)	64.3% (9)	14
Teacher notes	59.1% (13)	40.9% (9)	22
Research articles	54.5% (12)	45.5% (10)	22
		Other (please specify)	5
answered question			93
skipped question			276



18. Please specify how you have used these resources

	Response Count
	35
answered question	35
skipped question	334





19. Would you recommend this website to your colleagues or peers?

	Response Percent	Response Count
Very unlikely 	10.2%	15
Somewhat unlikely 	13.6%	20
Very likely 	76.2%	112
answered question		147
skipped question		222



20. Are you subscribed to the African Health OER Network newsletter?

	Response Percent	Response Count
Yes 	3.7%	12
No 	96.3%	314
answered question		326
skipped question		43

21. If 'Yes', how useful is this newsletter?

		Response Percent	Response Count
Very useful		14.3%	1
Useful		42.9%	3
Fairly useful		14.3%	1
Not useful		28.6%	2
answered question			7
skipped question			362

22. If No, would you like to subscribe?

		Response Percent	Response Count
Yes		77.1%	209
No		22.9%	62
answered question			271
skipped question			98

23. Please provide your email address if you want to subscribe.

	Response Count
	211
answered question	211
skipped question	158

24. Do you wish to make any other comments on the African Health OER Network?

	Response Count
	37
answered question	37
skipped question	332



African Health
OER Network

Unless otherwise noted, this work is published under the terms of the Creative Commons Attribution 3.0 License (<http://creativecommons.org/licenses/by/3.0/>)

Copyright © 2012 by Saide and Regents of the University of Michigan

Nairobi Office

Catherine Ngugi
OER Africa Project Director

catherine.ngugi@oerafrica.org
Office: +254 (0) 20 240 3836

P O Box 66093 – 00800
Nairobi, Kenya

www.oerafrica.org

OER Africa is an initiative of

