

Author(s): Rajesh Mangrulkar, M.D., 2013

License: Unless otherwise noted, this material is made available under the terms of the **Creative Commons Attribution–Non-commercial–Share Alike 3.0 License:**
<http://creativecommons.org/licenses/by-nc-sa/3.0/>

We have reviewed this material in accordance with U.S. Copyright Law **and have tried to maximize your ability to use, share, and adapt it.** The citation key on the following slide provides information about how you may share and adapt this material.

Copyright holders of content included in this material should contact open.michigan@umich.edu with any questions, corrections, or clarification regarding the use of content.

For more information about **how to cite** these materials visit <http://open.umich.edu/education/about/terms-of-use>.

Any **medical information** in this material is intended to inform and educate and is **not a tool for self-diagnosis** or a replacement for medical evaluation, advice, diagnosis or treatment by a healthcare professional. Please speak to your physician if you have questions about your medical condition.

Viewer discretion is advised: Some medical content is graphic and may not be suitable for all viewers.

Attribution Key

for more information see: <http://open.umich.edu/wiki/AttributionPolicy>

Use + Share + Adapt

{ Content the copyright holder, author, or law permits you to use, share and adapt. }



Public Domain – Government: Works that are produced by the U.S. Government. (17 USC § 105)



Public Domain – Expired: Works that are no longer protected due to an expired copyright term.



Public Domain – Self Dedicated: Works that a copyright holder has dedicated to the public domain.



Creative Commons – Zero Waiver



Creative Commons – Attribution License



Creative Commons – Attribution Share Alike License



Creative Commons – Attribution Noncommercial License



Creative Commons – Attribution Noncommercial Share Alike License



GNU – Free Documentation License

Make Your Own Assessment

{ Content Open.Michigan believes can be used, shared, and adapted because it is ineligible for copyright. }



Public Domain – Ineligible: Works that are ineligible for copyright protection in the U.S. (17 USC § 102(b)) *laws in your jurisdiction may differ

{ Content Open.Michigan has used under a Fair Use determination. }



Fair Use: Use of works that is determined to be Fair consistent with the U.S. Copyright Act. (17 USC § 107) *laws in your jurisdiction may differ

Our determination **DOES NOT** mean that all uses of this 3rd-party content are Fair Uses and we **DO NOT** guarantee that your use of the content is Fair.

To use this content you should **do your own independent analysis** to determine whether or not your use will be Fair.

Patients and Populations

Medical Decision-Making

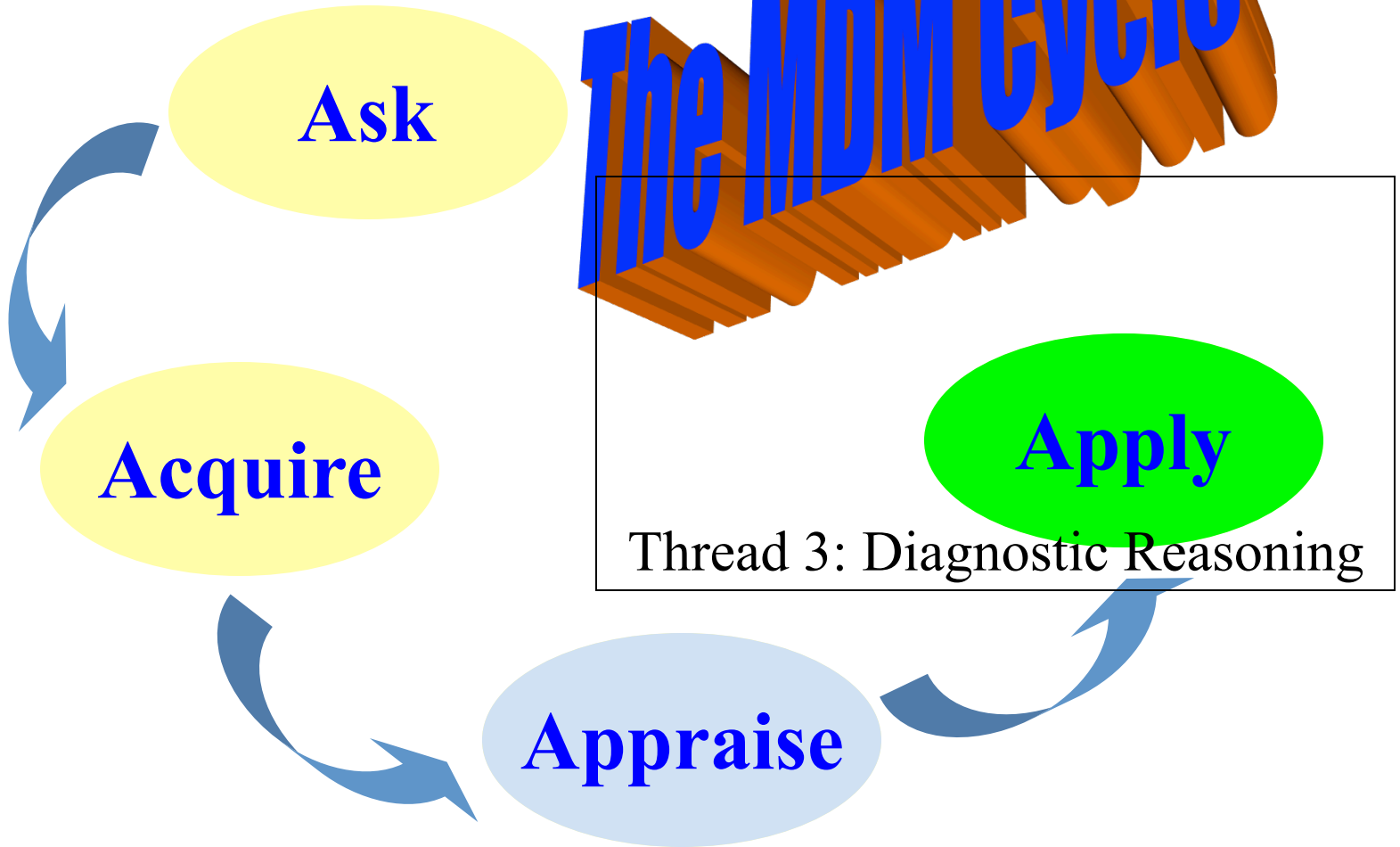
Shifting Probabilities and Questions

Rajesh S. Mangrulkar, M.D.
University of Michigan
Department of Internal Medicine
Division of General Medicine

Learning Objectives for Today

- By the end of this lecture, you will...
 - describe Bayesian probabilistic rules, as they apply to a basic diagnostic question
 - summarize how uncertainty in diagnostic reasoning interacts with trust of the practitioner.
 - explain the difference between background and foreground clinical questions
 - recognize how individual targeted searches for the answers to clinical questions drive self-directed learning that is crucial for all practitioners
 - be able to craft foreground questions for both diagnosis and treatment, using the PICO format

The MDM Cycle



A Clinical Tale

- 20 year-old woman presents for genetic testing
- Mother had breast and ovarian cancer, likely has the BRCA gene (autosomal dominant)
- With this assumption, the patient's likelihood of having the gene is...
- She decides not to get tested.

The Tale Continues...FFwd

- At age 75 she has not been diagnosed with breast or ovarian cancer.
- Is her probability of having the BRCA gene different at age 75 than it was at age 20?

Conditional Probabilities

- What is the probability of event B, given an event A? Written as $P(B | A)$.
 - Example: $P(\text{BRCA} | \text{no breast cancer})$
- Key concept:
 - Conditional probabilities can be combined with prior probabilities to create **joint probabilities**

Basic Probabilistic Rules

Examples of types of Events

- Dependent events: occurrence of 1 depends to some extent on the other
 - **Example:** The same person passing step 1 of the boards and then passing step 2 of the boards 2 years later.
- Independent events: both can occur
 - **Example:** 2 different people passing step 1 of the boards (abiding by the honor code)
- Mutually exclusive events: cannot both occur
 - **Example:** A person getting >250 on step 1 of the boards, or the same person getting 220-250 on step 1.

Combining Probabilities of Events

- $\Pr (A \cup B) = \Pr (A) + \Pr (B)$
 - If A and B are **mutually exclusive** events
- $\Pr (A \cap B) = \Pr (A) * \Pr (B)$
 - If A and B are **independent** events
- $\Pr (A \cap B) = \Pr (A) * \Pr (B | A)$
 - If A and B are **dependent** events (Joint probability)

\cup	= OR	\cap	= AND
--------	------	--------	-------

Back to our story

75 yo woman whose mother very likely had the BRCA gene, but who has not herself been diagnosed with breast cancer.

- Our patient wants to know:
 - What is $P(\text{BRCA} \mid \text{no breast ca})$?

Considering both sides...

Dependent Events

$$\Pr (A \cap B) = \Pr (A) * \Pr (B | A)$$

- Step 1:

P (BRCA and no breast cancer)

$$\begin{aligned} &= P(\text{BRCA}) * P(\text{no breast ca} | \text{BRCA}) \\ &= 0.5 * 0.3 \text{ (from studies)} \\ &0.15 \end{aligned}$$

Patients

Populations

- Step 2:

P (NO BRCA and no breast ca)

$$\begin{aligned} &= P(\text{NO BRCA}) * P(\text{no breast ca} | \text{NO BRCA}) \\ &= 0.5 * 0.875 \text{ (from studies)} \\ &0.4375 \end{aligned}$$

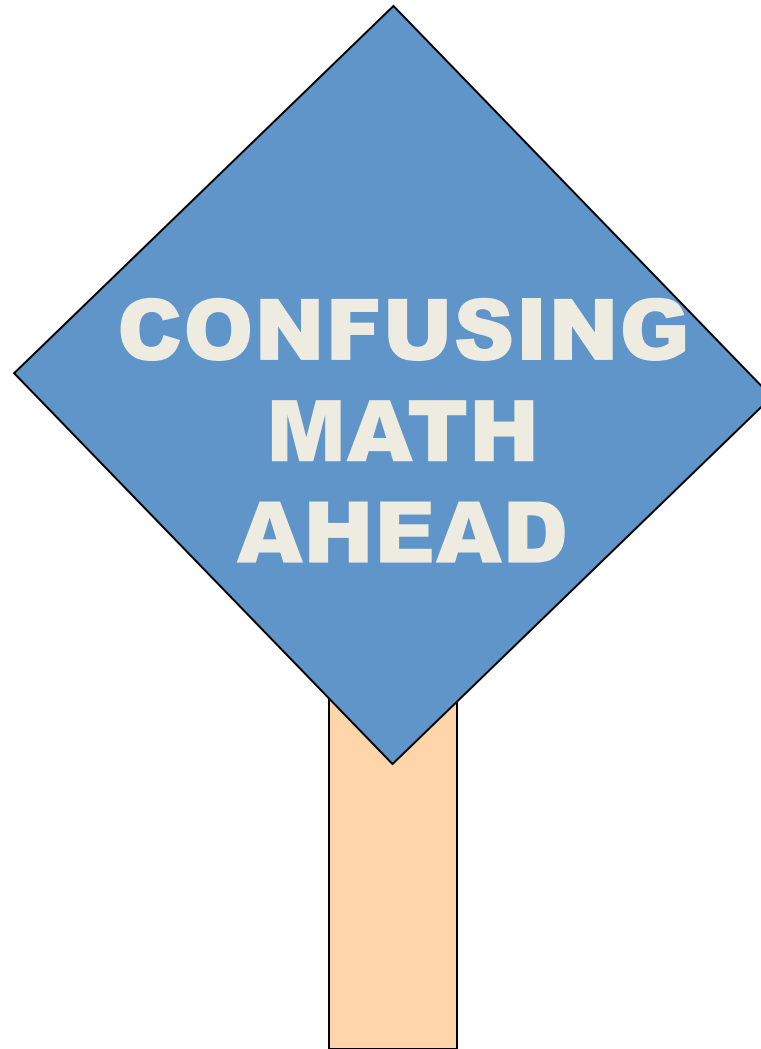
Patients

Populations

But that doesn't tell the full story...

- Joint probabilities
 - $P(\text{BRCA and no breast ca}) = 0.15$
 - $P(\text{NO BRCA and no breast ca}) = 0.4375$
- The assumption is that these are NOT independent events.
- Again, our patient wants to know:
 - What is $P(\text{BRCA} \mid \text{no breast ca})$?

WARNING



Step 3: Bayes Theorem

- Conditional probability is the relative proportion of the **relevant** joint probability to the sum of all the joint probabilities.
- $P(\text{BRCA} \mid \text{no breast ca})$
= $\frac{P(\text{BRCA} \ \& \ \text{no breast ca})}{P(\text{no breast ca})}$

= $\frac{P(\text{BRCA}) * P(\text{no breast ca} \mid \text{BRCA})}{P(\text{no breast ca})}$
- $P(\text{no breast ca}) = \text{sum of all the joint probabilities}$
 - $P(\text{no breast ca} \ \& \ \text{BRCA})$
 - $P(\text{no breast ca} \ \& \ \text{NOT BRCA})$

Applying Bayes Theorem

- $P(\text{BRCA} \mid \text{no breast ca}) =$

0.15

----- = 26%

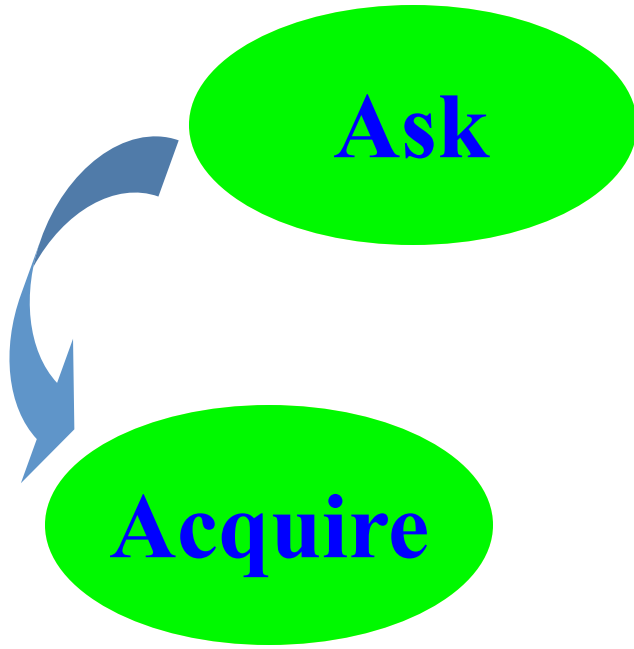
0.15 + 0.4375

- 26% is significantly lower than 50% (our prior probability)

Why is this important?

- Illustration of changing probabilities, and shifting uncertainty...
 - ...because of test results
 - ...because of events
 - ...because of time
- Fundamentally, clinicians deal with shifting probabilities and uncertainty with each patient they encounter
 - Many tools to help (Bayes, 2x2, Likelihood ratios)

Thread 1: Information Retrieval



The MDM Cycle



Riddle me this...

- How many questions do clinicians ask while they care for patients?
- Why is question-generation a critical skill?

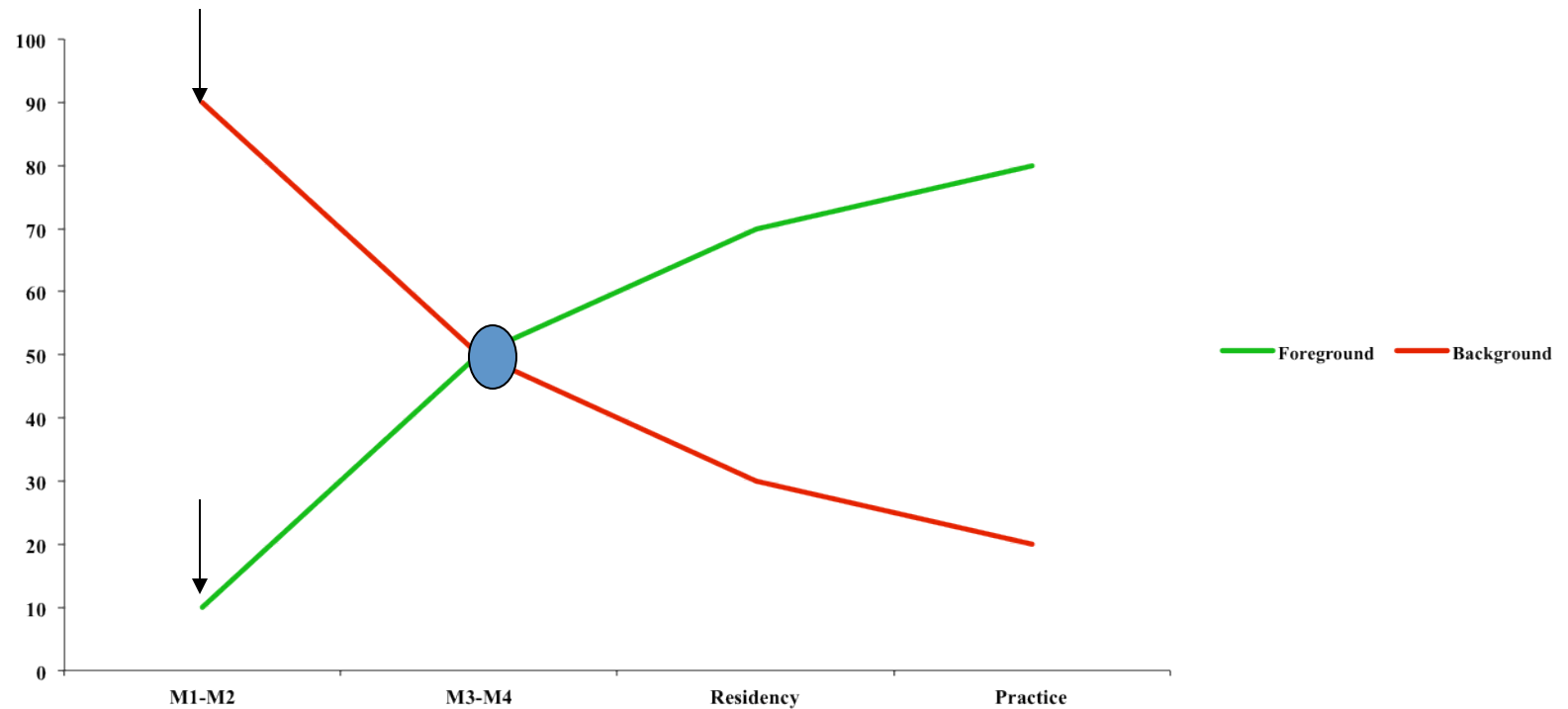
The Well-Structured Clinical Question

- Purposes

Background vs. Foreground Questions

- Background: Designed to improve general knowledge about a subject
- Foreground: Patient-specific questions, strong implications for decisions, often with comparisons

An Evolution in Question Type



Background Questions -- Examples

- Who should get influenza vaccine and when?
- Which drugs to treat HIV can cause pancreatitis?
- What is the metabolic pathway for cholesterol synthesis?
- Why do patients with sleep apnea have high blood pressure?

Foreground Questions -- Examples

- In patients with chronic atrial fibrillation over the age of 70, does warfarin anticoagulation reduce the rate of stroke and death when compared with aspirin?
- In patients with acute chest pain of less than 6 hours' duration, what is the diagnostic accuracy of a single troponin level when compared with serial EKG's and enzymes?

Therapy

Diagnosis

PICO: A Tool to Structure the Foreground Question

Therapy

Diagnosis

P Patient Pop

Disease

I Intervention

Test

C Comparison

Gold Standard

O Outcome

Accuracy

Background Questions: A Case

A 42 year old woman comes to her primary care practitioner's office for follow up of her diabetes. She is currently on glyburide 10 mg twice daily. However, her morning and evening blood sugars still stay elevated. You are the medical student who sees this patient with your attending. Afterwards, your attending asks whether you think she should add metformin to her regimen. You say that you don't know because your knowledge of diabetes medications are sketchy.

Background Questions

Sources for Background Questions

- Course notes, lectures, syllabi
- Textbooks
 - [MD Consult](#)
 - [Stat!Ref](#)
 - [DynaMed](#)
 - [National Guideline Clearinghouse](#)
- Review articles
- Practice Guidelines

Foreground Questions – A Case

A 42 year old woman comes to her primary care practitioner's office for follow up of her diabetes. She is currently on glyburide 10 mg twice daily. However, her blood sugars still stay elevated. After you see this patient, your attending asks whether you think she should add metformin to her regimen.

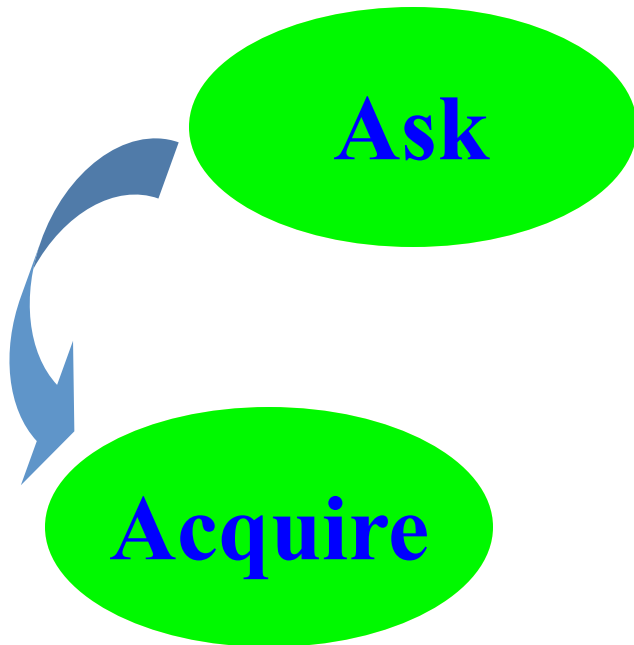
Patient - **I**ntervention - **C**omparison - **O**utcome

Foreground Questions - Therapy

Sources for Foreground Questions


- MEDLINE
- Evidence-based textbooks
- Practice Guidelines
- Evidence Based-Databases
 - [Cochrane Database](#)
 - [ACP Journal Club](#)
 - [PubMed](#)
 - [Wolters Kluwer](#)
 - [National Guideline Clearinghouse](#)

Thread 1: Information Retrieval



The MDM Cycle

Thread 3: Diagnostic Reasoning



Coming next week